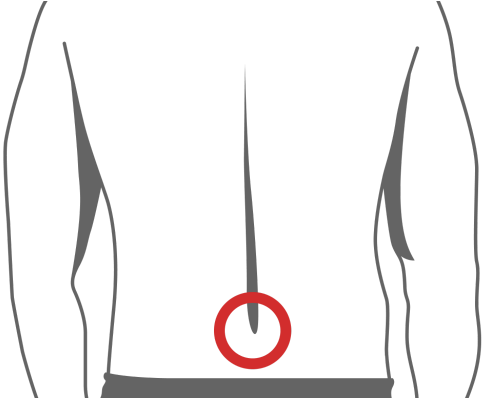
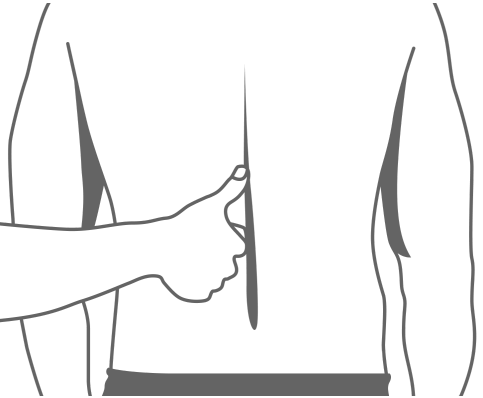
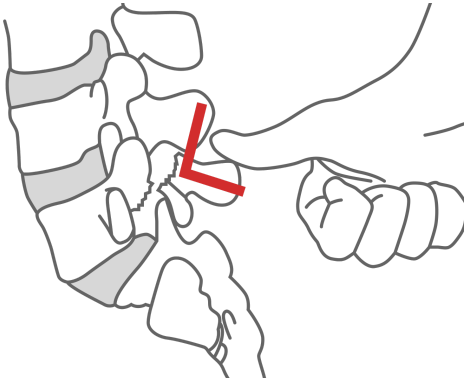


Step-Off Sign Test

Patient information	
Name:	Date of test:
Examiner:	
Test procedure	
1. The patient stands straight with their back exposed; a slight forward lean may be required.	
2. The examiner finds the sill along the midline of the back, which looks like a capital L:	
3. The examiner palpates downward along the spine to feel for abnormal step-offs or prominences between the vertebrae.	 

Test results

- Negative result:** No palpable step-off
- Positive result:** Palpable step-off detected

Further diagnostic actions

- MRI
- CT scan
- X-ray
- Other tests:

Additional notes